
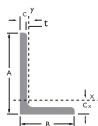



**MILD STEEL
UNEQUAL ANGLES**




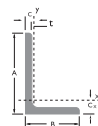
UNEQUAL ANGLES TO BS4848 : PART 4

Designation		Mass per meter	Area of Section	Distance of centre of gravity		Moment of Inertia
Size A x B	Thickness t			cx	cx	
mm	mm	kg	cm ²	cm	cm	cm ⁴
65 x 50	5	4.35	5.54	1.99	1.25	23.2
	6	5.16	6.58	2.04	1.29	27.2
	8	6.75	8.60	2.11	1.37	34.8
75 x 50	6	5.65	7.19	2.44	1.21	40.5
	8	7.39	9.41	2.52	1.29	52.0
	10	9.07	11.60	2.60	1.36	62.6
80 x 60	6	6.37	8.11	2.47	1.48	51.4
	7	7.36	9.38	2.51	1.52	59.0
	8	8.34	10.6	2.55	1.56	66.3
100 x 50	6	6.85	8.73	3.49	1.04	89.7
	8	8.99	11.40	3.59	1.12	116
	10	11.10	14.10	3.67	1.20	141
100 x 65	7	8.77	11.2	3.23	1.51	113
	8	9.94	12.7	3.27	1.55	127
	10	12.3	15.6	3.36	1.63	154
100 x 75	7	9.32	11.90	3.06	1.83	118
	8	10.6	13.5	3.10	1.87	133
	10	13.0	16.6	3.19	1.95	162
	12	15.4	19.7	3.27	2.03	189



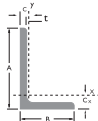
UNEQUAL ANGLES TO BS4848 : PART 4

Moment of Inertia	Radius of Gyration		Elastic Modulus		Plastic Modulus	
	Axis y-y	Axis x-x	Axis x-x	Axis y-y	Axis x-x	Axis y-y
cm ⁴	cm	cm	cm ³	cm ³	cm ³	cm ³
11.9	2.05	1.47	5.14	3.19	9.41	5.76
14.0	2.03	1.46	6.10	3.77	11.13	6.85
17.7	2.01	1.44	7.93	4.89	14.40	8.94
14.4	2.37	1.42	8.01	3.81	14.54	6.95
18.4	2.35	1.40	10.4	4.95	18.87	9.14
21.9	2.33	1.38	12.8	6.03		
24.8	2.52	1.75	9.29	5.49	17.02	9.96
28.4	2.51	1.74	10.7	6.34	19.63	11.54
31.8	2.50	1.73	12.2	7.16	22.17	13.08
15.3	3.21	1.32	13.8	3.85		
19.5	3.18	1.31	18.1	5.04		
23.4	3.16	1.29	22.2	6.17		
37.6	3.17	1.83	16.6	7.53	30.23	13.77
42.2	3.16	1.83	18.9	8.54	34.21	15.67
51.0	3.14	1.81	23.2	10.5	41.91	19.41
56.9	3.15	2.19	17	10		
64.1	3.14	2.18	19.3	11.4	35.31	20.69
77.6	3.12	2.16	23.8	14.0	43.31	25.55
90.2	3.10	2.14	28.0	16.5	50.97	30.27



UNEQUAL ANGLES TO BS4848 : PART 4

Designation		Mass per meter	Area of Section	Distance of centre of gravity		Moment of Inertia
Size A x B	Thickness t			cx	cy	
mm	mm	kg	cm ²	cm	cm	cm ⁴
120 x 80	8	12.20	15.50	3.83	1.87	226
	10	15.00	19.10	3.92	1.95	276
	12	17.80	22.70	4.00	2.03	323
	14	20.50	26.20	4.08	2.10	368
125x 75	8	12.2	15.5	4.14	1.68	247
	10	15.0	19.1	4.23	1.76	302
	12	17.8	22.7	4.31	1.84	354
150 x 75	10	17.0	21.6	5.32	1.61	501
	12	20.2	25.7	5.41	1.69	589
	15	24.8	31.6	5.53	1.81	713
150 x 90	10	18.2	23.2	5.00	2.04	533
	12	21.6	27.5	5.08	2.12	627
	15	26.6	33.9	5.21	2.23	761
150 x 100	10	19.00	24.20	4.80	2.34	552
	12	22.60	28.70	4.89	2.42	650
	14	26.10	33.20	4.97	2.5	743
	15	27.8	35.40	5.01	2.54	789
200 x 100	10	23.0	29.2	6.93	2.01	1220
	12	27.3	34.8	7.03	2.10	1440
	15	33.7	43.0	7.16	2.22	1758
200 x 150	12	32.0	40.8	6.08	3.61	1652
	15	39.6	50.5	6.21	3.73	2022
	18	47.1	60.0	6.33	3.85	2376



UNEQUAL ANGLES TO BS4848 : PART 4

Moment of Inertia	Radius of Gyration		Elastic Modulus		Plastic Modulus	
	Axis y-y	Axis x-x	Axis x-x	Axis y-y	Axis x-x	Axis y-y
cm ⁴	cm	cm	cm ³	cm ³	cm ³	cm ³
80.8	3.82	2.28	27.6	13.2		
98.1	3.8	2.26	34.1	16.2		
114	3.77	2.24	40.4	19.1		
130	3.75	2.22	46.4	22		
67.6	4.00	2.09	29.6	11.6	53.33	21.19
82.1	3.97	2.07	36.5	14.3	65.57	26.34
95.5	3.95	2.05	43.2	16.9	77.36	31.42
85.8	4.81	1.99	51.8	14.6	91.04	27.11
99.9	4.79	1.97	61.4	17.2	107.6	32.51
120	4.75	1.94	75.3	21.0	131.45	40.59
146	4.80	2.51	53.3	21.0	95.83	38.20
171	4.77	2.49	63.3	24.8	113.4	45.60
205	4.74	2.46	77.7	30.4	138.77	56.53
198	4.78	2.86	54.1	25.8		
232	4.75	2.84	64.2	30.6		
264	4.73	2.82	74.1	35.2		
280	4.72	2.81	79.0	37.5		
210	6.46	2.68	93.2	26.3	164.91	48.16
247	6.43	2.67	111.0	31.3	195.68	57.82
299	6.40	2.64	137.0	38.4	240.46	72.25
803	6.36	4.44	119.0	70.5	216.97	126.54
979	6.33	4.40	147.0	86.9	267.38	156.62
1146	6.29	4.37	174.0	103.0	316.19	186.02

