
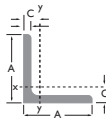


**MILD STEEL
EQUAL ANGLES**




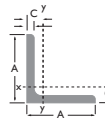
EQUAL ANGLES TO BS4848 : PART 4

Designation		Mass per meter kg	Area of Section cm ²	Distance of centre of gravity cm
Size A mm	Thickness t mm			
25 x 25	3	1.11	1.42	0.72
	4	1.45	1.85	0.76
	5	1.77	2.26	0.80
40 x 40	4	2.42	3.08	1.12
	5	2.97	3.79	1.16
	6	3.52	4.48	1.20
50 x 50	5	3.77	4.80	1.40
	6	4.47	5.69	1.45
	8	5.82	7.41	1.52
60 x 60	5	4.57	5.82	1.64
	6	5.42	6.91	1.69
	8	7.09	9.03	1.77
	10	8.69	11.1	1.85
65 x 65	5	5.00	6.37	1.77
	6	5.91	7.53	1.81
	7	6.83		
	8	7.66	9.76	1.88
	9	8.26		
70 x 70	10	9.42	12.00	1.96
	6	6.38	8.13	1.83
	8	8.36	10.6	2.01
	10	10.3	13.1	2.09
75 x 75	5	5.78	7.36	1.99
	6	6.87	8.75	2.04
	7	7.94	10.10	2.09
	8	9.00	11.50	2.13
	10	11.10	14.10	2.21
	12	13.10	16.70	2.29



EQUAL ANGLES TO BS4848 : PART 4

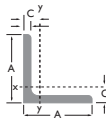

Moment of Inertia	Radius of Gyration	Elastic Modulus	Plastic Modulus
Axis x-x, y-y cm ⁴	Axis x-x, y-y cm	Axis x-x, y-y cm ³	Axis x-x, y-y cm ³
0.80	0.75	0.45	0.83
1.01	0.74	0.58	1.07
1.20	0.73	0.71	1.30
4.47	1.21	1.55	2.85
5.43	1.20	1.91	3.50
6.31	1.19	2.26	4.13
11.0	1.51	3.05	5.58
12.8	1.50	3.61	6.61
16.3	1.48	4.68	8.55
19.4	1.82	4.45	8.15
22.8	1.82	5.29	9.67
29.2	1.80	6.89	12.57
34.9	1.78	8.41	15.32
24.7	1.98	5.22	
29.2	1.97	6.21	
33.4	1.96	7.18	
37.5	1.95	8.13	
41.4	1.94	9.05	
45.1	1.93	9.94	
36.9	2.13	7.27	13.30
47.5	2.11	9.52	17.37
57.2	2.09	11.70	21.25
38.5	2.29	7.0	
45.6	2.28	8.35	
52.4	2.27	9.67	
58.9	2.27	11.0	
71.2	2.25	13.5	
82.6	2.23	15.8	



EQUAL ANGLES

TO BS4848 : PART 4

Designation		Mass per meter kg	Area of Section cm ²	Distance of centre of gravity cm
Size A mm	Thickness t mm			
80 x 80	10	11.9	15.1	2.34
	8	9.63	12.3	2.26
	6	7.34	9.25	2.17
90 x 90	12	15.9	20.3	2.66
	10	13.4	17.1	2.58
	9	12.20	15.50	2.54
	8	10.9	13.9	2.50
	7	9.61	12.20	2.45
	6	8.30	10.6	2.41
100 x 100	15	21.9	27.9	3.02
	12	17.8	22.7	2.90
	10	15.0	19.2	2.82
	8	12.2	15.5	2.74
	6	9.26	11.80	2.64
	120 x 120	15	26.60	33.90
14		25.00	31.80	3.48
12		21.60	27.50	3.4
10		18.20	23.20	3.31
8		14.70	18.70	3.23
130 x 130		16	30.80	39.30
	15	29.00	37.00	3.76
	12	23.50	30.00	3.64
	10	19.80	25.20	3.55
150 x 150	20	44.2	56.30	4.44
	19	42.1	53.70	4.40
	18	40.1	51.0	4.37
	15	33.8	43.0	4.25
	12	27.3	34.8	4.12
	10	23.0	29.14	4.03
	200 x 200	24	71.1	90.8
20		59.9	76.6	5.68
18		54.2	69.14	5.60
16		48.5	61.8	5.52



EQUAL ANGLES

TO BS4848 : PART 4

Moment of Inertia	Radius of Gyration	Elastic Modulus	Plastic Modulus
Axis x-x, y-y cm ⁴	Axis x-x, y-y cm	Axis x-x, y-y cm ³	Axis x-x, y-y cm ³
55.8	2.44	9.57	17.52
72.2	2.43	12.6	22.95
87.5	2.41	15.4	28.15
80.3	2.76	12.2	22.31
92.5	2.75	14.1	
104	2.74	16.1	29.30
116	2.73	17.9	
127	2.72	19.8	36.03
148	2.70	23.3	42.50
111	107	15.1	
145	3.06	19.9	36.43
177	3.04	24.6	44.73
207	3.02	29.1	53.03
249	2.98	35.6	64.77
255	3.69	29.1	
313	3.67	36.0	
368	3.65	42.7	
420	3.63	49.2	
445	3.62	52.4	
401	3.99	42.5	
472	3.97	50.4	
573	3.94	62.0	
605	3.93	65.7	
624	4.62	56.9	103.77
737	4.60	67.7	123.35
898	4.57	83.5	151.85
1050	4.54	98.7	179.37
1100	4.52	104	
1150	4.51	109	
2340	6.16	162	293.49
2850	6.11	199	361.01
2600	6.13	181	327.55
3330	6.06	235	426.20

